

Elfi Elektrofiter AB

OZONE TEST REPORT

SCOPE OF WORK

Ozone Emissions Testing of Household Electrostatic Air Cleaners for Model: Elfi 155

REPORT NUMBER

103222910CRT-001

ISSUE DATE

18-Oct-2017

PAGES

13

QUOTE NUMBER

Qu-00818587

DOCUMENT CONTROL NUMBER

GFT-OP-10o (16-Oct-2017)

© 2017 INTERTEK



TEST REPORT FOR ELFI ELEKTROFILTER AB

Report No.:103222910CRT-001

Date: October 18, 2017

SECTION 1

SUMMARY

The representative sample(s) have been tested, investigated, and found to comply with the requirements of

Electrostatic Air Cleaners, UL 867, Section 40, Fifth Edition, August 4, 2011 revision: September 16, 2016. Unit

IEC 60335-2-65 Clause 32.101, Household and similar electrical appliances – Safety –Part 2-65: Particular requirements for air-cleaning appliances.

The equipment identified in this report has been found to meet the criteria for emittance of ozone not exceeding a concentration of 0.050 ppm. Furthermore, a second sample was not required to be tested, according to UL 867, as the first sample's maximum emissions were less than 0.030 ppm, which satisfies the exception in the Section 40.1.1.

This report completes our evaluation covered by Intertek Project Number G103222910 which has been authorized by Intertek quote number: Qu-00818587. If there are any questions regarding the results contained in this report, or any of the other services offered by Intertek, please do not hesitate to contact the above signed.

OZONE EMISSIONS SUMMARY			
FAN SPEED	FILTER(S)	O3/VOLTAGE SETTING	C(t) _{max} [ppm]
High	YES	-	0.002
Low	YES	-	0.008
Low	NO	-	0.011

Completed by:	Joseph Hartley	Reviewed by:	Michael Hudon
Title:	Technician III	Title:	Engineering Team Lead
Signature:		Signature	
Date	10/9/2017	Date:	10/18/2017

This report is for the exclusive use of Intertek's Client and is provided pursuant to the agreement between Intertek and its Client. Intertek's responsibility and liability are limited to the terms and conditions of the agreement. Intertek assumes no liability to any party, other than to the Client in accordance with the agreement, for any loss, expense or damage occasioned by the use of this report. Only the Client is authorized to permit copying or distribution of this report and then only in its entirety. Any use of the Intertek name or one of its marks for the sale or advertisement of the tested material, product or service must first be approved in writing by Intertek. The observations and test results in this report are relevant only to the sample tested. This report by itself does not imply that the material, product, or service is or has ever been under an Intertek certification program.

SECTION 2**INDEX**

Section Names	PAGE
1: Summary/Signatures	2
2: Index/ Chamber Equipment Information	3
3: Unit under test information	4
4: Peak test	5
5: Max Test(s) Information	7
6: Appendices	10
7: Revisions	13

CHAMBER EQUIPMENT INFORMATION**TEST EQUIPMENT LIST**

Instrument	Model	Intertek Ctrl #	Cal Due Date
Teledyne – Advanced Pollution Instrumentation Ozone Calibrator	703E	O204	04-02-2018
Teledyne – Advanced Pollution Instrumentation Ozone Monitor	400E	O201	*
Vaisala – Temperature & Humidity Transducer	HMD-70Y	T1307	06-09-2018
Fluid Components International- Flow meter	ST75V	D713	08-16-2018

* The 400E Ozone Monitor is calibrated using the 703E calibrator.

SECTION 3

UNIT UNDER TEST INFORMATION

MODEL INFORMATION			
Manufacturer:	Elfi Elektrofilter AB	Pre-Filter:	No
Model Number:	Elfi 155	HEPA Filter:	Yes
Production/Prototype/ Design	Prototype	ESP Filter:	No
Fan Speeds:	3	Carbon Filter:	No
O3/Voltage Settings:	Not Tested	UV Light:	No
O3 Monitor:	Not Applicable	Ionizer:	Yes
Model Notes:	The model for this project, per the customer communication is the ELFI 155. The nameplate on the Model tested is identified 150 but is a representative sample of the 155.		


RUN-IN TEST			
FIRST SAMPLE			
Run-in Start:	9/29/2017 3:30 PM	Run-in End:	10/2/2017 8:45AM
Run-in Temperature:	77 ± 4 degF	Tracking Number	CRT1709281020-001
Serial Number:	2017.09.05-9		
Sample Notes:			
SECOND SAMPLE			
Run-in Start:	NA	Run-in End:	NA
Run-in Temperature:	NA	Tracking Number	CRT1709281020-002
Serial Number	NA		
Sample Notes:			

SECTION 4

PEAK OZONE TEST

GRILL AND AIR PERIPHERY DIMENSIONS			
		Date of Test:	10/2/2017
Grill Height:	3	Air Periphery Height:	4
Grill Width:	17.750	Air Periphery Width:	18.75
Estimated Grill Area:	53.250	Est. Air Periphery Area:	75
Notes:	Measurements are in Inches		

PEAK LOCATION			
Loc.	X	Y	
-	[inches]	[inches]	
1	-8.0	2.0	
2	-4.0	2.0	
3	0.0	2.0	
4	4.0	2.0	
5	8.0	2.0	
6	-5.375	0.0	
7	-3.0	0.0	
8	-0.375	0.0	
9	0.0	0.0	
10	1.875	0.0	
11	4.24	0.0	
12	6.375	0.0	
13	-8.0	-2.0	
14	-4.0	-2.0	
15	0.0	-2.0	
16	4.0	-2.0	
17	8.0	-2.0	
* Location measurements are coordinates in reference to the center point.			

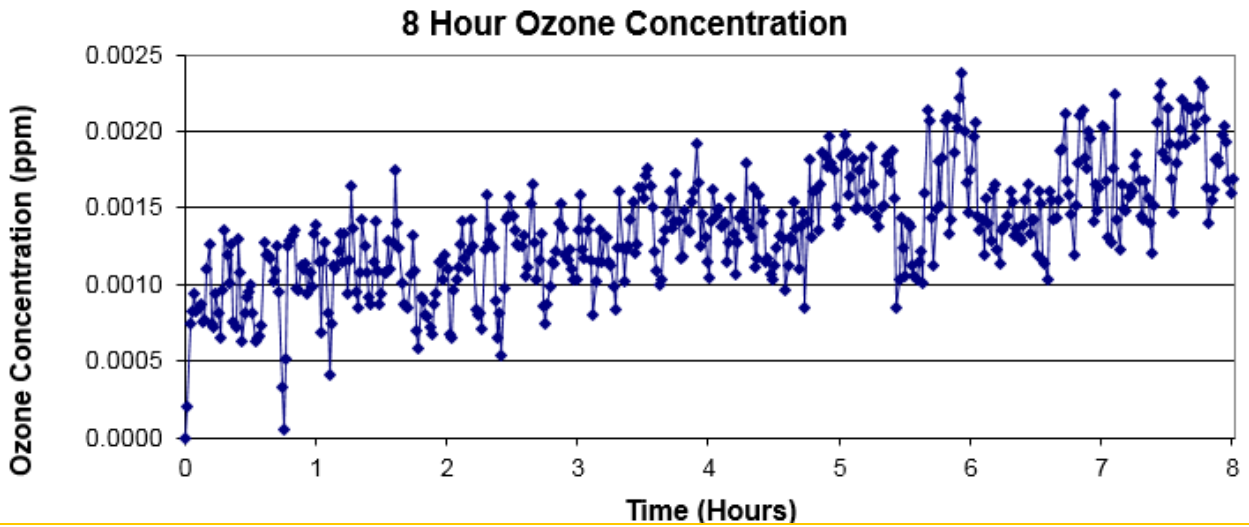


PEAK OZONE CONCENTRATIONS (ppb)				
Location	With Filter(s)		Without Filter(s)	
	Highest	Lowest	Lowest	
1	0.0010	0.0025	0.0015	
2	0.0011	0.0018	0.0013	
3	0.0007	0.0020	0.0009	
4	0.0003	0.0028	0.0013	
5	0.0007	0.0014	0.0010	
6	0.0007	0.0025	0.0021	
7	0.0007	0.0017	0.0019	
8	0.0010	0.0010	0.0013	
9	0.0002	0.0014	0.0012	
10	0.0008	0.0008	0.0019	
11	0.0005	0.0012	0.0017	
12	0.0009	0.0036	0.0016	
13	0.0004	0.0019	0.0011	
14	0.0007	0.0023	0.0013	
15	0.0009	0.0009	0.0005	
16	0.0001	0.0005	0.0002	
17	0.0012	0.0027	0.0016	

SECTION 5

MAX OZONE TEST

START DATE OF TEST: 10/2/2017
 SAMPLE: First Sample
 FAN SPEED: High
 FILTER(S): HEPA Filter Installed

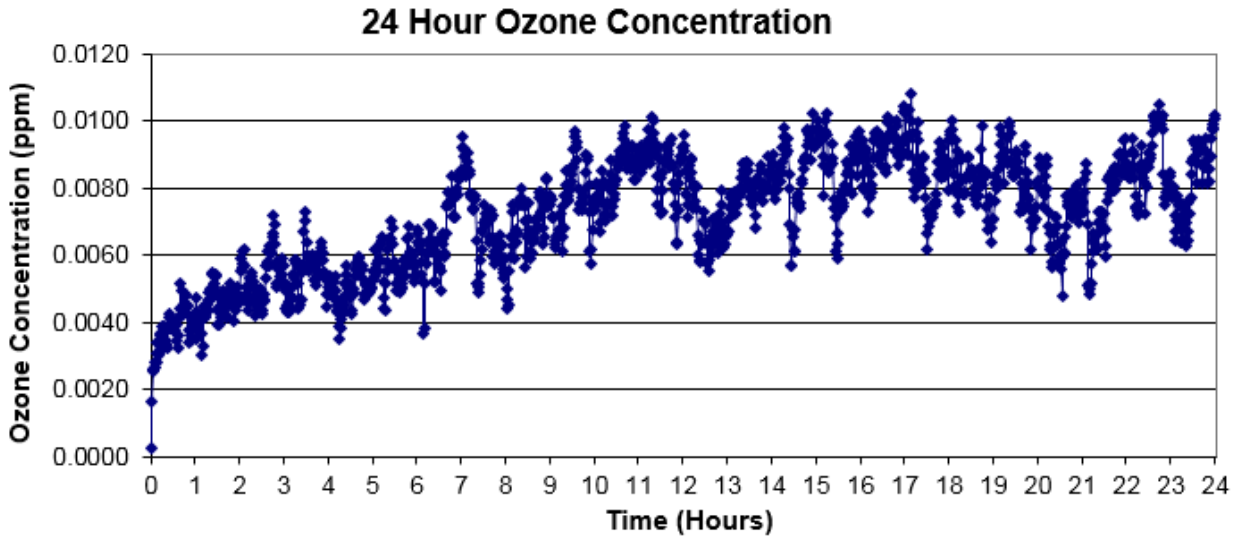


MAXIMUM OZONE TEST RESULTS							
	UL Ref.	Pass/Fail	Mean	Min	Max	Delta	Units
Background C(t) O3:	40.4.3	PASS	0.000	0.000	0.001	0.001	[ppm]
Test 1min C(t) O3:	40.1.2	PASS	0.001	0.000	0.002	0.002	[ppm]
Test 5min C(t) O3:	40.1.2	PASS	0.001	0.000	0.002	0.002	[ppm]
Chamber Temperature:	40.4.2	PASS	77	77	77	1	[degF]
Chamber Humidity:	40.4.2	PASS	47	47	48	1	[%RH]
Chamber Static Pressure:	-	PASS	0.02	0.02	0.04	0.03	["H2O]
Chamber Supply Air Flow:	-	-	20	19	20	0	[SCFM]
Required to Test 2nd Sample:	40.1.1	NO					
Test Duration:	*40.4.6	8 hours					

NOTES: Peak Test Location 17

MAX OZONE TEST

START DATE OF TEST: 10/6/2017
 SAMPLE: First Sample
 FAN SPEED: Low
 FILTER(S): HEPA Filter Installed

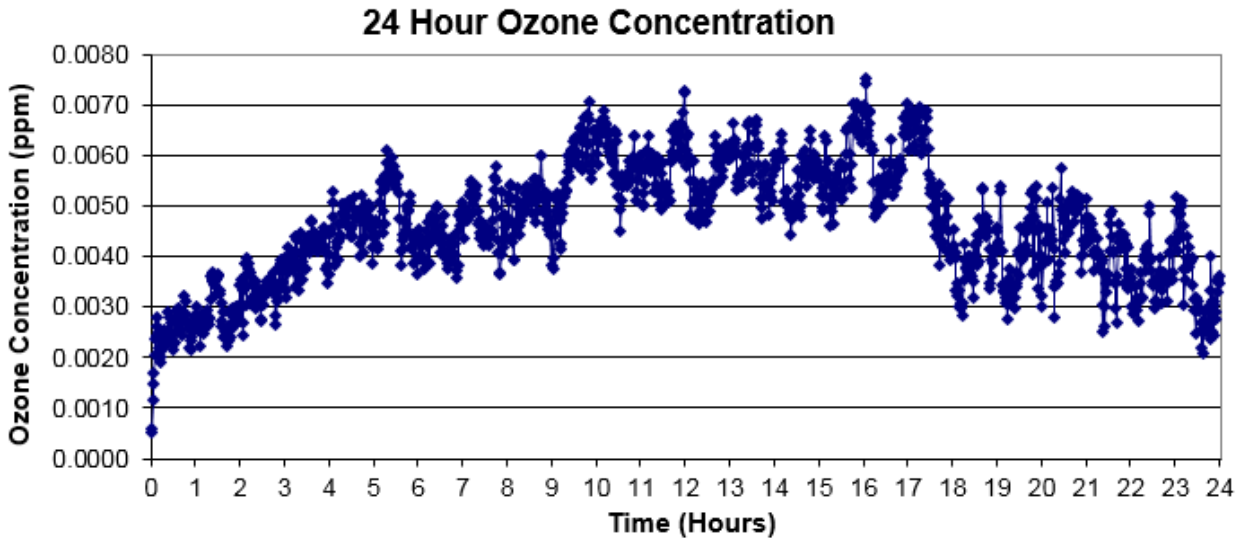


MAXIMUM OZONE TEST RESULTS							
	UL Ref.	Pass/Fail	Mean	Min	Max	Delta	Units
Background C(t) O3:	40.4.3	PASS	0.001	0.001	0.001	0.001	[ppm]
Test 1min C(t) O3:	40.1.2	PASS	0.007	0.000	0.011	0.011	[ppm]
Test 5min C(t) O3:	40.1.2	PASS	0.007	0.001	0.010	0.009	[ppm]
Chamber Temperature:	40.4.2	PASS	77	76	78	1	[degF]
Chamber Humidity:	40.4.2	PASS	49	48	51	2	[%RH]
Chamber Static Pressure:	-	PASS	0.02	-0.01	0.04	0.04	["H2O]
Chamber Supply Air Flow:	-	-	20	19	20	0	[SCFM]
Required to Test 2nd Sample:	40.1.1	NO					
Test Duration:	*40.4.6	24 hours					

NOTES: Peak Test Location 12

MAX OZONE TEST

START DATE OF TEST: 10/4/2017
 SAMPLE: First Sample
 FAN SPEED: Low
 FILTER(S): HEPA Filter removed



MAXIMUM OZONE TEST RESULTS							
	UL Ref.	Pass/Fail	Mean	Min	Max	Delta	Units
Background C(t) O3:	40.4.3	PASS	0.001	0.000	0.001	0.001	[ppm]
Test 1min C(t) O3:	40.1.2	PASS	0.005	0.001	0.008	0.007	[ppm]
Test 5min C(t) O3:	40.1.2	PASS	0.005	0.001	0.007	0.007	[ppm]
Chamber Temperature:	40.4.2	PASS	77	77	78	1	[degF]
Chamber Humidity:	40.4.2	PASS	49	48	50	2	[%RH]
Chamber Static Pressure:	-	PASS	0.02	0.01	0.03	0.02	["H2O]
Chamber Supply Air Flow:	-	-	20	20	20	0	[SCFM]
Required to Test 2nd Sample:	40.1.1	NO					
Test Duration:	*40.4.6	24 hours					

NOTES: Peak Test Location 6

SECTION 6

APPENDIX

DATA FILES

TEST NAME	RAW DATA FILE
Model Half Life	2357 Halflife.xls
Max Ozone: High Speed w/ Filter	2358 Max high with Filter.xls
Max Ozone: Low Speed w/ Filter	2361 MAX Low with Filter.xls
Max Ozone: Low Speed w/o Filter	2360 Max Low without Filter.xls

ATTACHMENT DOCUMENTS

DOCUMENT	SOFT-COPY FILE NAME
ARB Application	NA
Chain of Custody: Sample 1	COC_CRT1709281020-001,002.pdf
Chain of Custody: Sample 2	COC_CRT1709281020-001,002.pdf

UUT PHOTOGRAPHS



UUT



Wood's ELFI 155 SAMPLE

Sample nr: 2017.10.06 - 17

Model: ELFI 155
 Input Voltage: 12V DC
 Power Consumption Aircleaner: 4-18W
 Power Consumption Adapter: 2W

ELFI Elektrofilter AB
 +46 322 63 30 60
 www.elfi.se




CAUTION HIGH VOLTAGE

Made in Sweden

Nameplate on sample and production example

UUT PHOTOGRAPHS: PEAK TEST




Location 17

HIGH SPEED w/ FILTER



Location 12


LOW SPEED w/ FILTER



Location 6


LOW SPEED w/o FILTER

UUT PHOTOGRAPHS: MAX OZONE TESTS




Location 17

HIGH SPEED w/ FILTER



Location 12

LOW SPEED w/ FILTER



Location 6

LOW SPEED w/o FILTER

7.0 REVISION SUMMARY

Date/Proj # Site ID	Project Handler/ Reviewer	Section	Description of Change
			None